


4657 m.

CATALUNYA MOTOGP™ OFFICIAL TEST**Day 1 Session****Classification****3**

	Rider	Nation	Team	Motorcycle	Time	Lap Total	Gap	Top Speed
1	21 Franco MORBIDELLI	ITA	Petronas Yamaha SRT	YAMAHA	1'40.022	11 12		336.4
2	30 Takaaki NAKAGAMI	JPN	LCR Honda IDEMITSU	HONDA	1'40.050	18 19	0.028 0.028	342.8
3	20 Fabio QUARTARARO	FRA	Monster Energy Yamaha MotoGP	YAMAHA	1'40.177	18 26	0.155 0.127	341.7
4	36 Joan MIR	SPA	Team SUZUKI ECSTAR	SUZUKI	1'40.342	21 24	0.320 0.165	343.9
5	12 Maverick VIÑALES	SPA	Monster Energy Yamaha MotoGP	YAMAHA	1'40.367	10 19	0.345 0.025	340.6
6	33 Brad BINDER	RSA	Red Bull KTM Factory Racing	KTM	1'40.418	16 19	0.396 0.051	342.8
7	88 Miguel OLIVEIRA	POR	Red Bull KTM Factory Racing	KTM	1'40.530	6 7	0.508 0.112	339.6
8	73 Alex MARQUEZ	SPA	LCR Honda CASTROL	HONDA	1'40.540	17 18	0.518 0.010	346.1
9	5 Johann ZARCO	FRA	Pramac Racing	DUCATI	1'40.660	31 32	0.638 0.120	349.5
10	44 Po ESPARGARO	SPA	Repsol Honda Team	HONDA	1'40.667	9 21	0.645 0.007	343.9
11	63 Francesco BAGNAIA	ITA	Ducati Lenovo Team	DUCATI	1'40.749	20 28	0.727 0.082	347.2
12	43 Jack MILLER	AUS	Ducati Lenovo Team	DUCATI	1'40.921	14 16	0.899 0.172	346.1
13	46 Valentino ROSSI	ITA	Petronas Yamaha SRT	YAMAHA	1'41.031	10 17	1.009 0.110	339.6
14	81 T KTM Test 2		KTM Test Team	KTM	1'41.053	5 7	1.031 0.022	338.5
15	93 Marc MARQUEZ	SPA	Repsol Honda Team	HONDA	1'41.100	5 23	1.078 0.047	345.0
16	27 Iker LECUONA	SPA	Tech 3 KTM Factory Racing	KTM	1'41.205	22 25	1.183 0.105	341.7
17	82 T KTM Test 1		KTM Test Team	KTM	1'41.223	4 5	1.201 0.018	340.6
18	23 Enea BASTIANINI	ITA	Avintia Esponsorama	DUCATI	1'41.345	7 10	1.323 0.122	342.8
19	9 Daniilo PETRUCCI	ITA	Tech 3 KTM Factory Racing	KTM	1'41.419	22 23	1.397 0.074	338.5
20	10 Luca MARINI	ITA	SKY VR46 Avintia	DUCATI	1'41.570	11 11	1.548 0.151	341.7
21	50 Sylvain GUINTOLI	FRA	Team SUZUKI ECSTAR	SUZUKI	1'41.684	29 30	1.662 0.114	341.7
22	32 Lorenzo SAVADORI	ITA	Aprilia Racing Team Gresini	APRILIA	1'42.206	8 27	2.184 0.522	340.6
23	15 Matteo BAIOTTO	ITA	Aprilia Racing Team Gresini	APRILIA	1'49.761	6 8	9.739 7.555	299.1

Practice condition: Dry**Air: 26°****Humidity: 53%****Ground: 40°**

Fastest Lap:	Lap: 11	Franco MORBIDELLI	1'40.022	167.6 Km/h
Best Race Lap:	2021	Johann ZARCO	1'39.939	167.7 Km/h
All Time Lap Record:	2021	Fabio QUARTARARO	1'38.853	169.5 Km/h

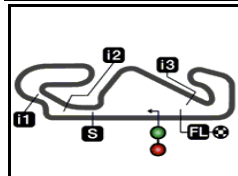
The results are provisional until the end of the limit for protest and appeals.

Time limit for protest expires 30' after publication of the results - Time:

These data/results cannot be reproduced, stored and/or transmitted in whole or in part by any manner of electronic, mechanical, photocopying, recording, broadcasting or otherwise now known or herein after developed without the previous express consent by the copyright owner, except for reproduction in daily press and regular printed publications on sale to the public within 60 days of the event related to those data/results and always provided that copyright symbol appears together as follows below.

© DORNA, 2021

Official MotoGP Timing by **TISSOT**
www.motogp.com**Barcelona, Monday, June 07, 2021**



4657 m.

CATALUNYA MOTOGP™ OFFICIAL TEST**Day 1 Session****Top Speed & Average****4**

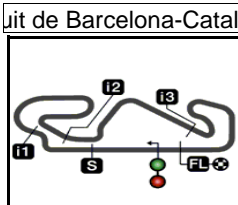
Rider	Nation	Motorcycle	Top 5 speeds					Average	Top
5 Johann ZARCO	FRA	DUCATI	349.5	349.5	348.3	347.2	347.2	347.8	349.5
63 Francesco BAGNAIA	ITA	DUCATI	347.2	346.1	346.1	346.1	346.1	346.2	347.2
43 Jack MILLER	AUS	DUCATI	346.1	346.1	346.1	346.1	345.0	345.5	346.1
73 Alex MARQUEZ	SPA	HONDA	346.1	345.0	343.9	343.9	343.9	344.5	346.1
93 Marc MARQUEZ	SPA	HONDA	345.0	345.0	345.0	345.0	343.9	344.5	345.0
36 Joan MIR	SPA	SUZUKI	343.9	343.9	343.9	343.9	342.8	343.3	343.9
44 Po ESPARGARO	SPA	HONDA	343.9	343.9	343.9	342.8	342.8	343.4	343.9
23 Enea BASTIANINI	ITA	DUCATI	342.8	342.8	342.8	342.8	341.7	342.6	342.8
30 Takaaki NAKAGAMI	JPN	HONDA	342.8	341.7	341.7	341.7	340.6	341.1	342.8
33 Brad BINDER	RSA	KTM	342.8	342.8	342.8	342.8	342.8	342.8	342.8
10 Luca MARINI	ITA	DUCATI	341.7	341.7	341.7	341.7	340.6	341.2	341.7
20 Fabio QUARTARARO	FRA	YAMAHA	341.7	339.6	339.6	339.6	339.6	340.0	341.7
27 Iker LECUONA	SPA	KTM	341.7	340.6	340.6	339.6	339.6	340.0	341.7
50 Sylvain GUINTOLI	FRA	SUZUKI	341.7	340.6	339.6	339.6	338.5	339.3	341.7
12 Maverick VIÑALES	SPA	YAMAHA	340.6	339.6	339.6	337.5	337.5	338.2	340.6
32 Lorenzo SAVADORI	ITA	APRILIA	340.6	339.6	339.6	339.6	338.5	339.3	340.6
82 T KTM Test 1		KTM	340.6	340.6	338.5	337.5	207.2	312.9	340.6
46 Valentino ROSSI	ITA	YAMAHA	339.6	338.5	337.5	337.5	336.4	337.3	339.6
88 Miguel OLIVEIRA	POR	KTM	339.6	338.5	337.5	334.3	321.4	334.3	339.6
9 Danilo PETRUCCI	ITA	KTM	338.5	337.5	337.5	337.5	337.5	337.7	338.5
81 T KTM Test 2		KTM	338.5	336.4	336.4	335.4	329.2	335.2	338.5
21 Franco MORBIDELLI	ITA	YAMAHA	336.4	335.4	334.3	334.3	333.3	334.5	336.4
15 Matteo BAIOTTO	ITA	APRILIA	299.1	294.2	293.4	291.1	284.9	292.5	299.1

These data/results cannot be reproduced, stored and/or transmitted in whole or in part by any manner of electronic, mechanical, photocopying, recording, broadcasting or otherwise now known or herein after developed without the previous express consent by the copyright owner, except for reproduction in daily press and regular printed publications on sale to the public within 60 days of the event related to those data/results and always provided that copyright symbol appears together as follows below.

© DORNA, 2021

Official MotoGP Timing by TISSOT
www.motogp.com

**Barcelona, Monday, June 07, 2021**



4657 m.

CATALUNYA MOTOGP™ OFFICIAL TEST

Day 1 Session

Chronological Analysis of Performances

5

* Lap / Sector time cancelled

T1 Time from finish line to 1st intermediate

T3 Time from 2nd intermed. to 3rd intermed.

P Crossing the finish line in pit lane

T2 Time from 1st intermed. to 2nd intermed.

T4 Time from 3rd intermediate to finish line

Lap	Lap Time	T1	T2	T3	T4	Speed	Lap	Lap Time	T1	T2	T3	T4	Speed		
1st	21	Franco MORBIDEL Petronas Yamaha SR ITA						8	2'00.409	P	17.784	32.501	23.056	47.068	337.5
		Runs=2	Total laps=12	Full laps=9			9	12'37.633		19.987	36.033	22.704	32.835	212.5	
1	1'53.720	23.394	35.516	22.169	32.641	156.9	10	1'42.761	17.658	32.465	21.075	31.563	337.5		
2	1'45.521	17.710	32.234	21.096	34.481	331.2	11	1'41.192	17.189	31.965	20.789	31.249	338.5		
3	1'41.066	17.363	31.885	20.798	31.020	334.3	12	1'41.391	17.193	32.068	20.826	31.304	338.5		
4	1'40.383	17.069	31.691	20.710	30.913	336.4	13	1'46.876	P	17.079	31.902	20.860	37.035	341.7	
5	1'40.263	17.072	31.565	20.655	30.971	335.4	14	12'02.482		19.994	35.187	21.554	32.145	204.1	
6	2'07.438	P	18.67*	39.789	24.264	44.715	15	1'41.157	17.334	31.964	20.662	31.197	336.4		
7	20'03.189		22.435	35.069	21.559	34.036	16	1'40.296	17.063	31.548	20.671	31.014	337.5		
8	1'41.784	17.530	32.191	20.920	31.143	332.3	17	1'40.301	17.022	31.559	20.637	31.083	337.5		
9	1'40.607	17.227	31.664	20.736	30.980	333.3	18	1'40.177	16.985	31.574	20.663	30.955	339.6		
10	1'40.289	17.145	31.573	20.689	30.882	333.3	19	1'55.342	P	17.504	35.435	23.066	39.337	335.4	
11	1'40.022	17.046	31.488	20.577	30.911	334.3	20	10'18.891		19.341	35.436	22.126	32.352	214.2	
12	2'01.980	P	18.63*	39.075	22.256	42.015	21	1'41.678	17.398	32.199	20.830	31.251	337.5		
2nd	30	Takaaki NAKAGAMI LCR Honda IDEMITS JPN						22	1'40.500	17.075	31.716	20.589	31.120	338.5	
		Runs=3	Total laps=19	Full laps=13			23	1'40.290	17.020	31.637	20.559	31.074	337.5		
1	2'02.267	26.984	37.631	23.372	34.280	126.0	24	1'40.306	17.011	31.619	20.651	31.025	336.4		
2	1'45.091	18.203	33.240	21.566	32.082	329.2	25	1'53.585	P	17.727	35.721	22.827	37.310	336.4	
3	1'42.174	17.504	32.289	20.991	31.390	340.6	26	15'35.415		18.829	35.001	21.542	31.927	211.3	
4	1'41.125	17.293	31.896	20.762	31.174	340.6		unfinished		17.143	31.896			338.5	
5	1'40.648	17.107	31.763	20.739	31.039	342.8	4th	36	Joan MIR Team SUZUKI ECST SPA						
6	1'53.846	P	17.697	34.301	21.709	40.139			Runs=5	Total laps=25	Full laps=16				
7	16'53.559		22.302	36.150	24.805	33.876	1	1'50.904	21.424	34.423	22.026	33.031	219.0		
8	1'45.006	18.029	32.924	22.094	31.959	325.3	2	1'44.546	17.764	32.930	21.493	32.359	317.6		
9	1'41.792	17.580	32.158	20.836	31.218	335.4	3	1'43.469	17.420	32.572	21.374	32.103	343.9		
10	1'40.753	17.135	31.793	20.651	31.174	341.7	4	1'42.556	17.240	32.254	21.037	32.025	342.8		
11	1'43.241	*	17.86*	33.222	20.838	31.314	5	1'42.196	17.182	32.188	21.020	31.806	343.9		
12	1'41.442	17.132	31.731	20.908	31.671	340.6	6	1'41.947	17.161	32.109	20.916	31.761	343.9		
13	1'40.605	17.057	31.711	20.724	31.113	340.6	7	1'53.696	P	17.187	32.105	20.838	43.566	342.8	
14	1'57.416	P	17.34*	36.411	22.721	40.938	8	30'17.903		20.660	34.330	21.783	32.338	187.1	
15	20'25.613		22.652	36.133	22.330	32.452	9	1'42.949	17.532	32.504	21.147	31.766	339.6		
16	1'42.975	17.625	32.954	21.110	31.286	337.5	10	1'41.906	17.350	32.155	20.957	31.444	339.6		
17	1'41.025	17.159	31.600	20.858	31.408	340.6	11	1'50.153	P	17.310	32.099	20.872	39.872	340.6	
18	1'40.050	17.021	31.516	20.584	30.929	340.6	12	13'34.625		19.569	33.321	21.144	31.719	194.2	
19	1'52.926	P	18.008	35.719	21.553	37.646	13	1'41.670	17.251	32.054	20.909	31.456	340.6		
3rd	20	Fabio QUARTARAR Monster Energy Yama FRA						14	1'41.688	17.223	32.049	20.956	31.460	340.6	
		Runs=6	Total laps=27	Full laps=16			15	1'41.444	17.210	31.934	20.939	31.361	340.6		
1	1'51.447	19.414	35.370	22.434	34.229	220.8	16	1'53.085	P	18.30*	34.772	21.947	38.060	340.6	
2	1'44.095	17.772	32.915	21.349	32.059	338.5	17	14'52.879		21.742	33.516	21.335	31.566	206.8	
3	1'42.260	17.444	32.211	20.941	31.664	339.6	18	1'41.313	17.221	32.023	20.775	31.294	342.8		
4	1'43.923	17.786	33.028	21.196	31.913	339.6	19	1'40.616	17.111	31.635	20.616	31.254	341.7		
5	1'41.846	17.253	32.110	20.922	31.561	339.6	20	1'40.431	17.034	31.583	20.687	31.127	342.8		
6	1'54.550	P	17.38*	37.381	22.124	37.659	21	1'40.342	17.038	31.598	20.648	31.058	341.7		
7	27'46.887		21.896	35.683	21.914	178.5	22	1'56.003	P	19.20*	35.681	22.076	39.043	340.6	
							23	10'06.637		20.173	32.852	21.164	31.540	187.1	

Fastest Lap: Franco MORBIDELLI Petronas Yamaha SR ITA 1'40.022 17.046 31.488 20.577 30.911

These data/results cannot be reproduced, stored and/or transmitted in whole or in part by any manner of electronic, mechanical, photocopying, recording, broadcasting or otherwise now known or herein after developed without the previous express consent by the copyright owner, except for reproduction in daily press and regular printed publications on sale to the public within 60 days of the event related to those data/results and always provided that copyright symbol appears together as follows below.
© DORNA, 2021



Day 1 Session

MotoGP

Lap	Lap Time	T1	T2	T3	T4	Speed	Lap	Lap Time	T1	T2	T3	T4	Speed	
24	1'40.357	17.053	31.666	20.571	31.067	342.8	8th 73	Alex MARQUEZ	LCR Honda	CASTRO	SPA	Runs=4	Total laps=18	Full laps=11
	unfinished	16.903				343.9								
1	1'47.874	19.879	34.037	21.772	32.186	216.0								
2	1'42.539	17.405	32.483	21.088	31.563	337.5								
3	1'56.574 P	17.187	32.524	25.357	41.506	343.9								
4	1'42.1389	19.445	34.590	22.583	32.309	214.7								
5	1'41.544	17.234	32.047	20.910	31.353	341.7								
6	1'41.202	17.207	31.930	20.827	31.238	342.8								
7	1'41.089	17.165	31.885	20.863	31.176	339.6								
8	1'46.414 P	17.348	31.998	21.355	35.713	330.2								
9	20'36.475	20.060	34.832	21.674	32.167	215.1								
10	1'42.472	17.373	32.371	21.166	31.562	340.6								
11	1'41.609	17.187	32.063	20.937	31.422	343.9								
12	1'41.429	17.146	31.959	20.911	31.413	342.8								
13	1'47.328 P	17.252	33.138	21.594	35.344	340.6								
14	16'14.170	19.510	33.790	21.393	31.841	216.0								
15	1'41.553	17.247	31.978	20.867	31.461	343.9								
16	1'40.543	17.036	31.729	20.681	31.097	345.0								
17	1'40.540	17.031	31.756	20.688	31.065	343.9								
18	1'44.610 P	17.078	31.832	20.772	34.928	346.1								
							9th 5	Johann ZARCO	Pramac Racing	FRA	Runs=4	Total laps=33	Full laps=25	
1	1'54.672	20.830	36.547	23.742	33.553	187.1								
2	1'44.464	17.798	33.088	21.401	32.177	340.6								
3	1'42.472	17.228	32.294	21.105	31.845	347.2								
4	1'46.526 *	19.28*	33.655	21.779	31.809	349.5								
5	1'42.484	17.106	32.255	21.356	31.767	349.5								
6	1'41.981	17.180	32.249	21.090	31.462	346.1								
7	1'43.065	17.068	32.129	21.298	32.570	346.1								
8	1'41.980	17.120	32.170	21.111	31.579	347.2								
9	1'41.452	17.029	32.055	20.967	31.401	346.1								
10	1'55.649 P	17.071	32.273	21.639	44.666	343.9								
11	25'40.628	19.263	34.665	22.131	32.557	225.0								
12	1'42.885	17.466	32.617	21.177	31.625	339.6								
13	1'42.539	17.130	32.535	21.215	31.659	346.1								
14	1'42.244	17.027	32.342	21.172	31.703	347.2								
15	1'42.029	17.065	32.308	21.005	31.651	347.2								
16	2'01.249 P	17.057	39.631	25.721	38.840	345.0								
17	16'27.938	21.192	36.540	23.932	32.437	191.8								
18	1'42.477	17.255	32.339	21.066	31.817	345.0								
19	1'41.257	17.018	32.028	20.921	31.290	345.0								
20	1'41.214	16.975	31.908	20.642	31.689	345.0								
21	1'40.873	17.006	31.798	20.850	31.219	347.2								
22	1'56.586 P	16.966	31.975	20.817	46.828	345.0								
23	10'31.270	18.750	36.112	22.856	33.102	219.5								
24	1'42.129	17.304	32.279	21.058	31.488	341.7								
25	1'41.163	16.992	31.897	20.835	31.439	346.1								
26	1'41.202	17.057	31.904	20.939	31.302	345.0								
27	1'40.689	16.914	31.922	20.678	31.175	346.1								
28	1'42.372	16.953	31.956	20.936	32.527	346.1								
29	1'55.701	16.962	42.144	24.483	32.112	348.3								
30	1'41.125	16.955	31.860	20.742	31.568	347.2								
31	1'40.660	16.967	31.800	20.674	31.219	346.1								
32	1'40.677	16.871	31.836	20.750	31.220	346.1								
							6th 33	Brad BINDER	Red Bull KTM Factory	RSA	Runs=4	Total laps=19	Full laps=12	
1	1'54.018	22.470	34.974	22.641	33.933	155.1								
2	1'53.283 P	18.019	32.913	21.471	40.880	329.2								
3	12'04.510	33.815	34.167	21.493	32.928	195.2								
4	1'53.073 P	17.420	32.657	21.123	41.873	341.7								
5	17'25.130	20.822	34.377	21.854	33.495	193.2								
6	1'43.279	17.495	32.596	21.392	31.796	340.6								
7	1'42.277	17.314	32.249	21.078	31.636	342.8								
8	1'41.632	17.234	32.002	20.858	31.538	342.8								
9	1'41.773	17.149	32.022	20.946	31.656	342.8								
10	1'41.498	17.065	31.917	20.775	31.741	342.8								
11	1'41.364	17.193	31.896	20.816	31.459	341.7								
12	1'58.208 P	19.571*	36.264	22.118	40.247	340.6								
13	23'53.079	37.088	35.249	21.508	32.392	179.7								
14	1'41.642	17.295	32.106	20.758	31.483	341.7								
15	1'40.597	17.060	31.618	20.731	31.188	341.7								
16	1'40.418	17.015	31.631	20.589	31.183	341.7								
17	1'40.484	17.024	31.638	20.636	31.186	342.8								
18	1'40.541	16.944	31.733	20.608	31.256	341.7								
19	1'57.057 P	19.271*	35.747	22.055	39.976	342.8								
							7th 88	Miguel OLIVEIRA	Red Bull KTM Factory	POR	Runs=2	Total laps=7	Full laps=5	
1	2'03.146 P	21.258	34.694	25.786	41.408	203.7								
2	16'43.731	20.933	34.210	21.751	31.983	215.1								
3	1'42.592	17.696	32.353	21.139	31.404	339.6								
4	1'41.242	17.289	31.850	20.928	31.175	334.3								
5	1'40.722	17.111	31.626	20.781	31.204	338.5								
6	1'40.530	17.054	31.667	20.655	31.154	337.5								
7	1'51.510 P	17.923	34.097	22.116	37.374	321.4								

Fastest Lap: Franco MORBIDELLI Petronas Yamaha SR ITA **1'40.022** 17.046 31.488 20.577 30.911

These data/results cannot be reproduced, stored and/or transmitted in whole or in part by any manner of electronic, mechanical, photocopying, recording, broadcasting or otherwise now known or herein after developed without the previous express consent by the copyright owner, except for reproduction in daily press and regular printed publications on sale to the public within 60 days of the event related to those data/results and always provided that copyright symbol appears together as follows below.
© DORNA, 2021

Official MotoGP Timing by TISSOT
www.motogp.com

Barcelona, Monday, June 07, 2021

Page 2 of 5



Day 1 Session

MotoGP

Lap	Lap Time	T1	T2	T3	T4	Speed	Lap	Lap Time	T1	T2	T3	T4	Speed
unfinished		17.006	31.977	22.793	343.9								
10th 44		PoI ESPARGARO					Repsol Honda Team		SPA				
		Runs=5	Total laps=21		Full laps=11								
1	1'50.052	19.075	34.503	22.553	33.921	225.9							
2	1'48.499	P	17.721	32.589	21.242	36.947							
3	35'19.376	18.960		33.840	21.423	32.026							
4	1'54.799	P	17.287	33.841	24.171	39.500							
5	11'27.874	29.189		33.830	21.644	32.145							
6	1'41.717	17.338		32.001	20.804	31.574							
7	1'41.402	17.221		31.944	20.823	31.414							
8	1'40.889	17.074		31.969	20.631	31.215							
9	1'40.667	17.000	31.860	20.614	31.193	343.9							
10	1'49.627	*	18.19*	35.724	22.480	33.229							
11	1'49.312	P	17.39*	35.696	21.232	34.989							
12	13'29.382	20.944		34.217	21.398	32.171							
13	1'42.156	17.349		32.242	20.951	31.614							
14	1'41.548	17.153		32.057	20.755	31.583							
15	1'41.411	17.188		32.088	20.780	31.355							
16	1'51.498	P	18.66*	35.298	21.607	35.929							
17	12'55.311	33.613		33.767	21.798	32.056							
18	1'41.651	17.274		32.041	20.854	31.482							
19	1'41.331	17.206		31.978	20.669	31.478							
20	1'41.196	17.119		31.976	20.684	31.417							
21	1'50.961	P	17.98*	35.456	21.864	35.660							
11th 63		Francesco BAGNAI					Ducati Lenovo Team		ITA				
		Runs=4	Total laps=28		Full laps=20								
1	1'57.889	22.143		37.392	23.594	34.760							
2	1'45.277	17.700		33.200	21.810	32.567							
3	1'43.354	17.359		32.498	21.284	32.213							
4	1'42.662	17.341		32.258	21.212	31.851							
5	1'47.275	*	17.77*	35.469	21.644	32.385							
6	1'42.202	17.198		32.300	20.879	31.825							
7	1'55.960	P	18.539	35.768	22.047	39.606							
8	15'42.866	21.429		35.690	21.987	32.629							
9	1'42.575	17.424		32.345	21.070	31.736							
10	1'41.807	17.214		32.045	20.877	31.671							
11	1'42.264	17.213		31.999	21.212	31.840							
12	1'41.692	17.148		32.011	20.983	31.550							
13	1'41.363	17.077		31.961	20.782	31.543							
14	1'48.312	P	17.005	32.079	20.742	38.486							
15	33'00.208	21.503		37.190	22.042	32.239							
16	1'41.982	17.395		32.168	20.901	31.518							
17	1'41.170	17.135		31.836	20.826	31.373							
18	1'41.296	17.102		31.845	20.829	31.520							
19	1'41.719	17.526		32.002	20.787	31.404							
20	1'40.749	17.087		31.775	20.698	31.189							
21	1'54.454	P	17.993	35.491	22.646	38.324							
22	19'43.942	21.415		34.381	21.757	32.491							
23	1'43.474	18.360		32.476	21.001	31.637							
24	1'41.009	17.135		31.829	20.787	31.258							
25	1'41.089	17.161		31.849	20.804	31.275							
26	1'40.949	16.969		31.877	20.846	31.257							
27	1'40.939	17.028		31.822	20.695	31.394							
28	1'56.788	P	18.447	36.678	22.638	39.025							
12th 43		Jack MILLER					Ducati Lenovo Team		AUS				
		Runs=4	Total laps=17		Full laps=10								
1	1'47.714	19.280		34.135	21.903	32.396							
2	1'42.660	17.394		32.295	21.258	31.713							
3	1'48.909	P	17.226	32.027	21.047	38.609							
4	15'14.714	19.969		33.555	21.597	31.901							
5	1'41.461	17.221		31.908	20.990	31.342							
6	1'41.379	17.092		31.873	20.887	31.527							
7	1'41.414	17.189		31.832	20.919	31.474							
8	1'41.200	17.052		31.811	20.871	31.466							
9	1'55.770	P	18.46*	35.892	22.142	39.271							
10	27'47.990	19.004		33.408	21.459	32.239							
11	1'42.143	17.313		31.966	21.114	31.750							
12	1'41.096	17.155		31.801	20.831	31.309							
13	1'41.443	17.197		31.884	20.891	31.471							
14	1'40.921	17.072		31.761	20.835	31.253							
15	1'55.599	P	18.05*	36.988	21.198	39.358							
16	14'45.143	21.451		33.249	21.156	31.629							
unfinished		17.009	31.706										
13th 46		Valentino ROSSI					Petronas Yamaha SR		ITA				
		Runs=3	Total laps=17		Full laps=12								
1	1'50.499	19.958		35.327	22.328	32.886							
2	1'44.365	17.979		32.871	21.524	31.991							
3	1'42.371	17.492		32.303	21.046	31.530							
4	1'51.080	17.240		31.990	20.777	41.073							
5	1'41.507	17.271		31.773	20.934	31.529							
6	1'51.618	P	18.349	34.602	22.059	36.608							
7	6'17.465	18.075		33.250	21.254	31.758							
8	1'41.673	17.436		32.055	20.781	31.401							
9	1'41.288	17.323		31.877	20.782	31.306							
10	1'41.031	17.223		31.880	20.687	31.241							
11	1'52.043	P	18.322	35.049	22.273	36.399							
12	6'58.492	19.046		34.059	21.608	31.856							
13	1'42.509	17.481		32.216	21.041	31.771							
14	1'51.237	17.332		37.595	22.703	33.607							
15	1'41.768	17.353		32.062	20.803	31.550							
16	1'41.729	17.182		32.103	20.949	31.495							
17	1'52.776	P	17.91*	36.520	22.367	35.971							
14th 81		T KTM Test 2					KTM Test Team						
		Runs=1	Total laps=7		Full laps=6								
1	1'51.624	20.613		33.936	24.583	32.492							
2	1'42.512	17.471		32.330	21.202	31.509							
3	1'41.823	17.521		32.108	20.914	31.280							
4	1'41.905	17.218		31.877	20.794	32.016							
5	1'41.053	17.114		31.847	20.819	31.273							
6	1'41.214	17.283		31.836	20.819	31.276							
7	1'54.093	P	18.266	34.941	22.445	38.441							
15th 93		Marc MARQUEZ					Repsol Honda Team		SPA				
		Runs=4	Total laps=24		Full laps=17								
1	1'55.822	24.876		35.115	22.644	33.187							
2	1'43.749	17.653		33.109	21.175	31.812							
3	1'41.774	17.316		32.174	20.955	31.329							

Fastest Lap: Franco MORBIDELLI Petronas Yamaha SR ITA **1'40.022** 17.046 31.488 20.577 30.911

These data/results cannot be reproduced, stored and/or transmitted in whole or in part by any manner of electronic, mechanical, photocopying, recording, broadcasting or otherwise now known or herein after developed without the previous express consent by the copyright owner, except for reproduction in daily press and regular printed publications on sale to the public within 60 days of the event related to those data/results and always provided that copyright symbol appears together as follows below.
© DORNA, 2021



Day 1 Session

MotoGP

Lap	Lap Time	T1	T2	T3	T4	Speed	Lap	Lap Time	T1	T2	T3	T4	Speed
4	1'41.488	17.239	32.035	20.807	31.407	345.0	5	1'55.165 P	17.670	35.490	22.264	39.741	340.6
5	1'41.100	17.128	31.919	20.725	31.328	342.8	18th 23 Enea BASTIANINI Avintia Esponsorama ITA						
6	1'50.939 P	17.731	34.593	21.984	36.631	337.5	Runs=2 Total laps=10 Full laps=8						
7	13'52.518	19.787	33.766	21.372	32.317	203.7	1	2'10.032 P	20.599	35.215	24.120	50.098	194.2
8	1'43.008	17.412	32.141	20.873	32.582	342.8	2	17'42.689	20.439	34.536	21.968	32.434	200.3
9	1'41.561	17.357	32.141	20.761	31.302	343.9	3	1'43.394	17.497	32.779	21.281	31.837	340.6
10	1'41.707	17.331	32.148	20.775	31.453	345.0	4	1'42.084	17.322	32.275	21.039	31.448	338.5
11	1'41.101	17.160	32.001	20.612	31.328	343.9	5	1'41.698	17.188	32.231	20.868	31.411	341.7
12	1'41.142	17.050	31.936	20.793	31.363	345.0	6	1'41.405	17.007	32.162	20.851	31.385	342.8
13	1'51.313 P	17.639	34.667	22.274	36.733	339.6	7	1'41.345	17.003	32.012	20.976	31.354	342.8
14	14'38.512	19.934	34.145	21.458	32.188	204.1	8	1'44.806	17.726	33.566	21.312	32.202	342.8
15	1'42.816	17.460	32.483	21.083	31.790	341.7	9	1'42.071	17.179	32.037	20.840	32.015	342.8
16	1'41.662	17.292	32.112	20.813	31.445	341.7	10	1'48.369 P	17.165	32.103	20.785	38.316	338.5
17	1'41.558	17.280	32.145	20.779	31.354	342.8	19th 9 Danilo PETRUCCI Tech 3 KTM Factory ITA						
18	1'41.284	17.126	32.097	20.726	31.335	345.0	Runs=5 Total laps=23 Full laps=15						
19	1'41.365	17.052	32.170	20.745	31.398	343.9	1	1'51.269	20.900	34.455	22.476	33.438	196.0
20	1'52.838 P	17.87*	35.666	22.046	37.252	337.5	2	1'44.075	17.832	32.806	21.427	32.010	332.3
21	23'06.246	22.375	34.294	21.792	32.481	173.0	3	1'42.554	17.475	32.419	20.988	31.672	337.5
22	1'43.989	17.603	32.881	21.227	32.278	339.6	4	1'42.358	17.413	32.341	20.966	31.638	337.5
23	1'42.877	17.631	32.566	20.929	31.751	339.6	5	1'42.288	17.391	32.239	20.940	31.718	337.5
unfinished	17.264	32.277				341.7	6	1'56.229 P	17.936	36.432	22.936	38.925	336.4
16th 27 Iker LECUONA Tech 3 KTM Factory SPA							7	20'26.700 P	24.751	38.867	27.202	40.832	111.2
Runs=4 Total laps=25 Full laps=18							8	16'35.037	19.824	34.134	23.814	32.034	204.5
1	1'53.272	20.966	36.796	22.443	33.067	180.9	9	1'42.991	17.500	32.374	21.101	32.016	338.5
2	1'44.025	17.812	32.753	21.247	32.213	327.2	10	1'42.235	17.286	32.301	20.994	31.654	337.5
3	1'42.944	17.401	32.418	21.233	31.892	337.5	11	1'42.087	17.301	32.226	20.997	31.563	337.5
4	1'42.237	17.310	32.107	20.984	31.836	339.6	12	1'42.099	17.295	32.301	20.984	31.519	335.4
5	1'42.124	17.402	32.146	20.977	31.599	337.5	13	1'42.026	17.298	32.220	20.985	31.523	334.3
6	1'41.902	17.272	32.006	20.900	31.724	339.6	14	1'55.570 P	17.884	36.525	23.175	37.986	334.3
7	1'49.673 P	17.71*	34.067	21.511	36.377	339.6	15	10'26.138	19.044	33.030	21.540	32.201	204.5
8	41'41.553	20.740	33.211	21.281	32.176	192.1	16	1'42.386	17.338	32.334	21.026	31.688	335.4
9	1'42.171	17.413	32.159	20.964	31.635	341.7	17	1'50.320 P	17.300	32.431	21.043	39.546	335.4
10	1'41.703	17.196	32.079	20.931	31.497	339.6	18	9'01.324	20.092	32.968	21.132	31.797	173.9
11	1'41.932	17.307	32.167	20.902	31.556	335.4	19	1'41.901	17.344	31.915	20.790	31.852	333.3
12	1'41.903	17.205	32.115	20.972	31.611	339.6	20	1'41.669	17.273	32.090	20.917	31.389	335.4
13	1'48.436 P	17.60*	34.146	21.303	35.387	339.6	21	1'42.643	17.284	32.180	20.965	32.214	335.4
14	9'23.325	20.723	33.198	22.607	31.976	194.9	22	1'41.419	17.258	31.998	20.779	31.384	334.3
15	1'42.330	17.510	32.251	20.930	31.639	339.6	23	1'54.953 P	17.959	35.617	23.531	37.846	331.2
16	1'42.094	17.306	32.281	20.963	31.544	338.5	20th 10 Luca MARINI SKY VR46 Avintia ITA						
17	1'42.091	17.324	32.161	20.973	31.633	338.5	Runs=3 Total laps=12 Full laps=7						
18	1'42.446	17.359	32.222	21.214	31.651	338.5	1	1'55.443	22.423	35.576	23.026	34.418	148.7
19	1'48.618 P	17.427	32.320	21.093	37.778	338.5	2	1'45.507	18.093	33.007	21.634	32.773	331.2
20	12'59.100	20.742	33.778	21.266	32.544	192.1	3	1'43.436	17.522	32.533	21.282	32.099	340.6
21	1'41.484	17.297	32.055	20.802	31.330	338.5	4	1'48.001 P	17.388	32.359	21.346	36.908	339.6
22	1'41.205	17.153	31.980	20.743	31.329	338.5	5	6'27.215	22.534	35.892	22.226	32.705	142.1
23	1'42.686	17.171	31.919	21.866	31.730	339.6	6	1'44.094	17.567	32.795	21.495	32.237	340.6
24	1'41.451	17.236	31.960	20.866	31.389	340.6	7	1'42.630	17.320	32.331	21.218	31.761	341.7
25	1'47.411 P	17.73*	33.878	21.049	34.748	340.6	8	1'51.718 P	17.85*	34.628	21.890	37.346	340.6
17th 82 T KTM Test 1 KTM Test Team							9	12'22.086	19.659	35.114	21.657	32.137	206.8
Runs=1 Total laps=5 Full laps=4							10	1'42.226	17.300	32.266	20.949	31.711	341.7
1	1'49.272	21.029	34.289	21.775	32.179	207.2	11	1'41.570	17.216	32.001	20.877	31.476	341.7
2	1'42.264	17.291	32.293	21.133	31.547	337.5	unfinished	17.127	34.635	31.657		341.7	
3	1'41.490	17.208	32.075	20.882	31.325	338.5	Fastest Lap: Franco MORBIDELLI Petronas Yamaha SR ITA 1'40.022 17.046 31.488 20.577 30.911						
4	1'41.223	17.066	31.976	20.816	31.365	340.6							

These data/results cannot be reproduced, stored and/or transmitted in whole or in part by any manner of electronic, mechanical, photocopying, recording, broadcasting or otherwise now known or herein after developed without the previous express consent by the copyright owner, except for reproduction in daily press and regular printed publications on sale to the public within 60 days of the event related to those data/results and always provided that copyright symbol appears together as follows below.
© DORNA, 2021

Official MotoGP Timing by TISSOT
www.motogp.com

Barcelona, Monday, June 07, 2021

Page 4 of 5



Day 1 Session

MotoGP

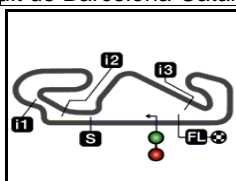
Lap	Lap Time	T1	T2	T3	T4	Speed	Lap	Lap Time	T1	T2	T3	T4	Speed	
21st	50	Sylvain GUINTOLI Team SUZUKI ECST FRA						21	1'43.336	17.459	32.383	21.103	32.391	336.4
		Runs=5		Total laps=30		Full laps=21	22	1'53.808 P	18.477	34.796	22.250	38.285	331.2	
1	2'01.307	22.636	37.822	24.695	36.154	178.8	23	10'56.360	41.388	34.718	22.971	32.555	213.8	
2	1'48.842	18.976	33.833	22.506	33.527	288.7	24	1'42.983	17.423	32.448	21.155	31.957	338.5	
3	1'45.701	18.152	33.187	21.708	32.654	311.2	25	1'42.625	17.277	32.489	21.044	31.815	339.6	
4	1'44.437	17.847	32.733	21.478	32.379	327.2	26	1'43.080	17.277	32.661	21.205	31.937	338.5	
5	1'43.902	17.633	32.667	21.374	32.228	331.2	27	2'01.286	17.725	33.427	22.468	47.666	338.5	
6	1'43.085	17.433	32.412	21.188	32.052	335.4	23rd 15 Matteo BAIocco Aprilia Racing Team ITA							
7	1'51.994 P	18.207	33.860	21.477	38.450	319.5			Runs=2		Total laps=8		Full laps=6	
8	16'17.591	20.176	34.323	21.626	32.643	180.0	1	2'05.191	23.107	38.703	25.021	38.360	173.9	
9	1'42.900	17.422	32.429	21.208	31.841	338.5	2	1'54.136	19.603	36.039	23.645	34.849	270.0	
10	1'42.786	17.407	32.247	21.278	31.854	337.5	3	1'51.897	19.012	35.493	23.015	34.377	284.9	
11	1'42.600	17.428	32.258	21.160	31.754	337.5	4	1'50.691	18.787	34.759	22.820	34.325	294.2	
12	1'42.472	17.530	32.177	21.011	31.754	332.3	5	1'50.242	18.838	34.568	22.755	34.081	291.1	
13	1'50.101 P	17.878	32.681	21.920	37.622	314.8	6	1'49.761	18.623	34.469	22.819	33.850	299.1	
14	21'15.878	21.568	34.333	22.716	32.438	153.6	7	2'01.801 P	19.370	36.787	23.761	41.883	293.4	
15	1'42.824	17.409	32.368	21.093	31.954	338.5	8	3'11.903 P	30.358	38.137	25.052	40.815	214.2	
16	1'42.388	17.289	32.353	21.071	31.675	340.6								
17	1'42.054	17.250	32.259	20.910	31.635	339.6								
18	1'42.147	17.318	32.117	20.988	31.724	333.3								
19	1'48.190 P	17.491	32.938	21.711	36.050	331.2								
20	12'34.722	21.112	33.723	21.783	32.175	147.7								
21	2'17.254	17.323	1'05.241	22.410	32.280	338.5								
22	1'43.283	17.372	32.493	21.487	31.931	338.5								
23	1'42.864	17.367	32.498	21.131	31.868	337.5								
24	1'49.498 P	18.192	32.821	21.247	37.238	333.3								
25	17'18.449	20.716	34.844	22.159	32.408	170.8								
26	1'43.282	17.550	32.749	21.211	31.772	337.5								
27	1'41.707	17.199	32.140	20.932	31.436	341.7								
28	1'41.763	17.276	32.173	20.882	31.432	338.5								
29	1'41.684	17.209	32.062	20.971	31.442	339.6								
30	1'50.088 P	17.393	32.906	21.462	38.327	336.4								

Lap	Lap Time	T1	T2	T3	T4	Speed	
22nd	32	Lorenzo SAVADORI Aprilia Racing Team ITA					
		Runs=5		Total laps=27		Full laps=18	
1	1'58.375	22.554	36.873	22.927	36.021	166.9	
2	1'48.124	18.361	34.289	22.089	33.385	326.2	
3	1'45.292	17.975	33.259	21.586	32.472	332.3	
4	1'46.921 *	17.86*	34.038	21.986	33.033	339.6	
5	1'56.570 P	18.438	34.778	22.315	41.039	331.2	
6	19'46.512	20.303	34.183	22.181	32.424	192.8	
7	1'43.457	17.577	32.782	21.270	31.828	337.5	
8	1'42.206	17.404	32.272	20.954	31.576	337.5	
9	1'44.560	17.655	33.113	21.446	32.346	340.6	
10	1'44.549	17.913	33.118	21.459	32.059	339.6	
11	1'51.893 P	17.891	33.370	21.524	39.108	336.4	
12	26'14.201	20.748	35.277	23.390	34.469	170.3	
13	1'43.138	17.544	32.616	21.185	31.793	334.3	
14	1'42.643	17.391	32.551	20.990	31.711	337.5	
15	1'42.451	17.328	32.398	21.071	31.654	337.5	
16	1'42.421	17.384	32.220	21.189	31.628	337.5	
17	1'56.526 P	19.10*	37.077	22.243	38.099	337.5	
18	12'55.899	21.565	34.732	21.666	35.651	197.8	
19	1'44.913	17.442	32.392	20.949	34.130	335.4	
20	1'43.102	17.600	32.529	21.189	31.784	334.3	

Fastest Lap: Franco MORBIDELLI Petronas Yamaha SR ITA **1'40.022** 17.046 31.488 20.577 30.911

These data/results cannot be reproduced, stored and/or transmitted in whole or in part by any manner of electronic, mechanical, photocopying, recording, broadcasting or otherwise now known or herein after developed without the previous express consent by the copyright owner, except for reproduction in daily press and regular printed publications on sale to the public within 60 days of the event related to those data/results and always provided that copyright symbol appears together as follows below.
© DORNA, 2021





4657 m.

CATALUNYA MOTOGP™ OFFICIAL TEST

Day 1 Session

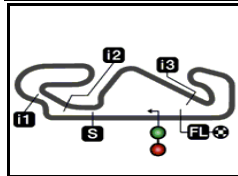
Best Partial Times

IT Ideal Lap Time, sum of the best partial times*BT* Best Lap Time

T1		T2		T3		T4		Pos	Rider	IT	BT	
Pos	Rider	Time	Rider	Time	Rider	Time	Rider	Time				
1	J.ZARCO	16.871	F.MORBIDELLI	31.488	F.QUARTARARO	20.559	F.MORBIDELLI	30.882	1	F.MORBIDELLI	1'39.993	1'40.022 (1)
2	J.MIR	16.903	T.NAKAGAMI	31.516	J.MIR	20.571	T.NAKAGAMI	30.929	2	F.QUARTARAR	1'40.047	1'40.177 (3)
3	B.BINDER	16.944	F.QUARTARARO	31.548	F.MORBIDELLI	20.577	F.QUARTARARO	30.955	3	T.NAKAGAMI	1'40.050	1'40.050 (2)
4	M.VIÑALES	16.966	J.MIR	31.583	T.NAKAGAMI	20.584	M.VIÑALES	31.054	4	J.MIR	1'40.115	1'40.342 (4)
5	F.BAGNAIA	16.969	M.VIÑALES	31.591	B.BINDER	20.589	J.MIR	31.058	5	M.VIÑALES	1'40.260	1'40.367 (5)
6	F.QUARTARARO	16.985	B.BINDER	31.618	M.MARQUEZ	20.612	A.MARQUEZ	31.065	6	B.BINDER	1'40.334	1'40.418 (6)
7	P.ESPARGARO	17.000	M.OLIVEIRA	31.626	P.ESPARGARO	20.614	M.OLIVEIRA	31.154	7	J.ZARCO	1'40.486	1'40.660 (9)
8	E.BASTIANINI	17.003	J.MILLER	31.706	J.ZARCO	20.642	J.ZARCO	31.175	8	M.OLIVEIRA	1'40.489	1'40.530 (7)
9	J.MILLER	17.009	A.MARQUEZ	31.729	M.VIÑALES	20.649	B.BINDER	31.183	9	A.MARQUEZ	1'40.506	1'40.540 (8)
10	T.NAKAGAMI	17.021	V.ROSSI	31.773	M.OLIVEIRA	20.655	F.BAGNAIA	31.189	10	F.BAGNAIA	1'40.628	1'40.749 (11)
11	A.MARQUEZ	17.031	F.BAGNAIA	31.775	A.MARQUEZ	20.681	P.ESPARGARO	31.193	11	P.ESPARGAR	1'40.667	1'40.667 (10)
12	F.MORBIDELLI	17.046	J.ZARCO	31.798	V.ROSSI	20.687	V.ROSSI	31.241	12	J.MILLER	1'40.799	1'40.921 (12)
13	M.MARQUEZ	17.050	T.KTM Test 2	31.836	F.BAGNAIA	20.695	J.MILLER	31.253	13	V.ROSSI	1'40.883	1'41.031 (13)
14	M.OLIVEIRA	17.054	P.ESPARGARO	31.860	I.LECUONA	20.743	T.KTM Test 2	31.273	13	M.MARQUEZ	1'40.883	1'41.100 (15)
15	T.KTM Test 1	17.066	D.PETRUCCI	31.915	D.PETRUCCI	20.779	M.MARQUEZ	31.302	15	T.KTM Test 2	1'41.017	1'41.053 (14)
16	T.KTM Test 2	17.114	I.LECUONA	31.919	E.BASTIANINI	20.785	T.KTM Test 1	31.325	16	I.LECUONA	1'41.144	1'41.205 (16)
17	L.MARINI	17.127	M.MARQUEZ	31.919	T.KTM Test 2	20.794	I.LECUONA	31.329	17	E.BASTIANINI	1'41.154	1'41.345 (18)
18	I.LECUONA	17.153	T.KTM Test 1	31.976	T.KTM Test 1	20.816	E.BASTIANINI	31.354	18	T.KTM Test 1	1'41.183	1'41.223 (17)
19	V.ROSSI	17.182	L.MARINI	32.001	J.MILLER	20.831	D.PETRUCCI	31.384	19	D.PETRUCCI	1'41.336	1'41.419 (19)
20	S.GUINTOLI	17.199	E.BASTIANINI	32.012	L.MARINI	20.877	S.GUINTOLI	31.432	20	L.MARINI	1'41.481	1'41.570 (20)
21	D.PETRUCCI	17.258	S.GUINTOLI	32.062	S.GUINTOLI	20.882	L.MARINI	31.476	21	S.GUINTOLI	1'41.575	1'41.684 (21)
22	L.SAVADORI	17.277	L.SAVADORI	32.220	L.SAVADORI	20.949	L.SAVADORI	31.576	22	L.SAVADORI	1'42.022	1'42.206 (22)
23	M.BAIOCCO	18.623	M.BAIOCCO	34.469	M.BAIOCCO	22.755	M.BAIOCCO	33.850	23	M.BAIOCCO	1'49.697	1'49.761 (23)


These data/results cannot be reproduced, stored and/or transmitted in whole or in part by any manner of electronic, mechanical, photocopying, recording, broadcasting or otherwise now known or herein after developed without the previous express consent by the copyright owner, except for reproduction in daily press and regular printed publications on sale to the public within 60 days of the event related to those data/results and always provided that copyright symbol appears together as follows below.
© DORNA, 2021





4657 m.

CATALUNYA MOTOGP™ OFFICIAL TEST**Day 1 Session****Fastest Laps Sequence**

<i>Practice Time</i>	 <i>Rider</i>	<i>Nation</i>	<i>Motorcycle</i>	<i>Time</i>	<i>Km/h</i>	<i>Rider's Lap</i>
7'31.201	20 Fabio QUARTARARO	FRA	YAMAHA	1'44.095	161.0	2
9'13.461	20 Fabio QUARTARARO	FRA	YAMAHA	1'42.260	163.9	3
12'39.230	20 Fabio QUARTARARO	FRA	YAMAHA	1'41.846	164.6	5
31'13.218	5 Johann ZARCO	FRA	DUCATI	1'41.452	165.2	9
39'16.723	30 Takaaki NAKAGAMI	JPN	HONDA	1'41.125	165.7	4
40'57.371	30 Takaaki NAKAGAMI	JPN	HONDA	1'40.648	166.5	5
1:07'24.812	88 Miguel OLIVEIRA	POR	KTM	1'40.530	166.7	6
1:11'41.089	21 Franco MORBIDELLI	ITA	YAMAHA	1'40.383	167.0	4
1:13'21.352	21 Franco MORBIDELLI	ITA	YAMAHA	1'40.263	167.2	5
1:22'35.342	20 Fabio QUARTARARO	FRA	YAMAHA	1'40.177	167.3	18
1:37'24.694	30 Takaaki NAKAGAMI	JPN	HONDA	1'40.050	167.5	18
1:42'14.681	21 Franco MORBIDELLI	ITA	YAMAHA	1'40.022	167.6	11

These data/results cannot be reproduced, stored and/or transmitted in whole or in part by any manner of electronic, mechanical, photocopying, recording, broadcasting or otherwise now known or herein after developed without the previous express consent by the copyright owner, except for reproduction in daily press and regular printed publications on sale to the public within 60 days of the event related to those data/results and always provided that copyright symbol appears together as follows below.

© DORNA, 2021

Official MotoGP Timing by TISSOT
www.motogp.com

Barcelona, Monday, June 07, 2021

